

The University of Arizona
Salary Comparisons to AAU & ABOR Peers
Academic Equivalent Average Salaries

Fall	1999	2000	2001	2002	2003	2004	2005	2006	2007	2008	UA Increase Needed to Attain Average	
	1999	2000	2001	2002	2003	2004	2005	2006	2007	2008	1999	2008
Full Professor												
UA	81,431	84,499	87,106	90,443	92,548	95,750	102,106	107,025	112,736	114,485	-	-
ABOR Peers	88,260	93,249	97,545	100,090	103,068	106,590	110,910	116,212	122,173	126,896	8.4%	10.8%
AAUDE Public	89,584	94,168	98,166	100,927	103,991	106,974	111,145	116,210	122,192	126,849	10.0%	10.8%
AAUDE Private	107,859	112,523	117,915	122,995	127,593	132,475	137,896	144,016	152,801	160,384	32.5%	40.1%
Associate Professor												
UA	57,157	59,988	61,717	64,017	64,749	66,895	71,001	74,317	78,576	79,512	-	-
ABOR Peers	61,443	64,748	67,207	68,752	70,185	72,567	75,259	78,799	82,743	85,560	7.5%	7.6%
AAUDE Public	61,957	64,969	67,103	68,791	70,479	70,268	75,153	78,407	82,196	85,373	8.4%	7.4%
AAUDE Private	69,860	72,558	76,430	80,033	82,201	85,212	88,109	91,720	97,027	101,607	22.2%	27.8%
Assistant Professor												
UA	48,989	50,628	52,838	54,766	55,885	57,963	61,829	65,426	67,509	66,642	-	-
UA (Permanent Faculty)	49,783	52,026	54,184	56,309	57,619	59,754	63,543	66,870	69,683	68,772	-	-
ABOR Peers	52,702	56,010	58,267	60,146	61,700	63,910	65,845	68,633	71,471	74,486	7.6%	11.8%
AAUDE Public	52,290	55,213	57,508	59,439	61,025	62,963	65,200	67,927	70,745	73,656	6.7%	10.5%
AAUDE Private	60,559	63,191	66,564	69,493	71,210	73,135	75,845	79,329	83,539	87,621	23.6%	31.5%

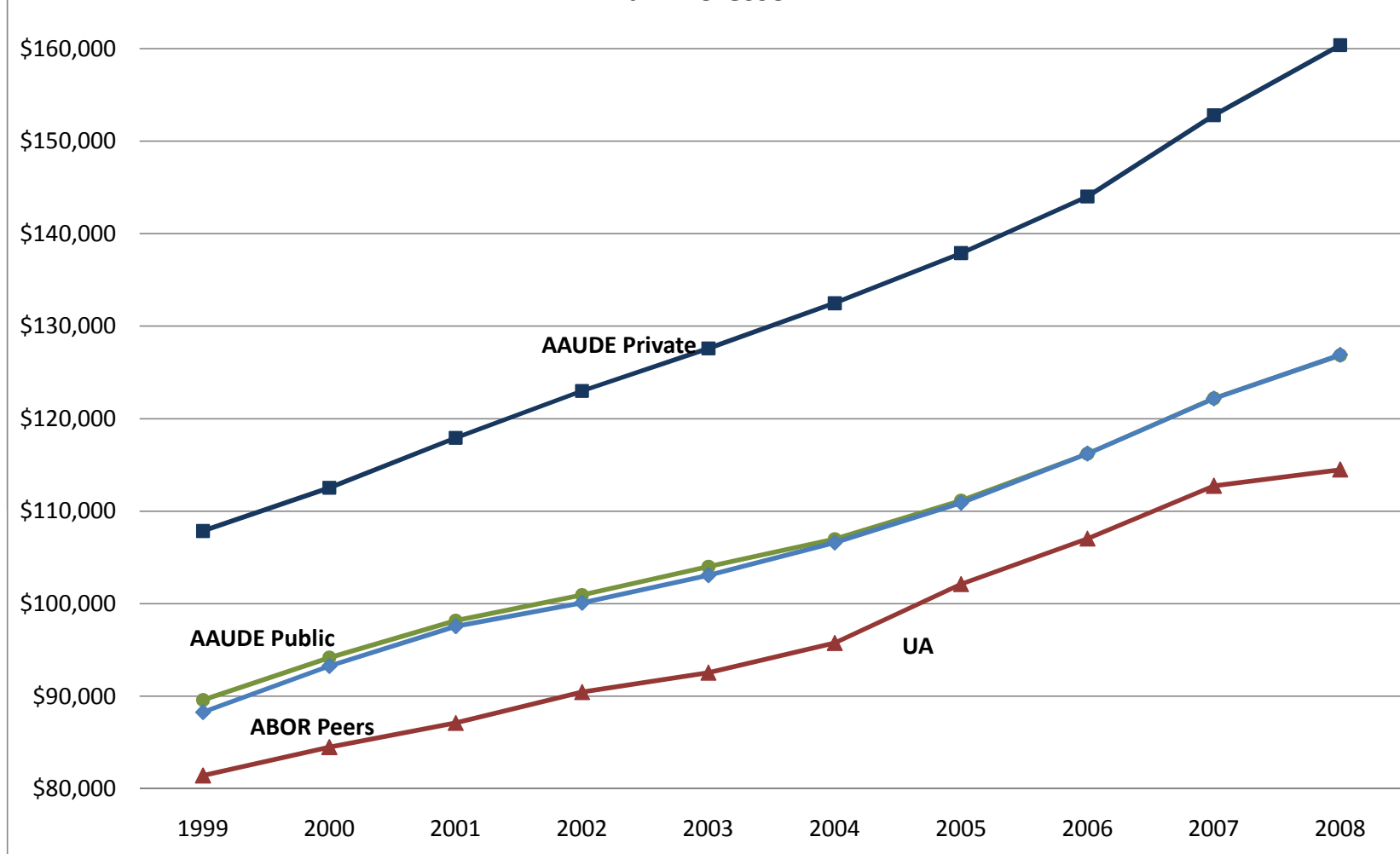
Source: AAUP March/April edition of Academe

1) Salary data excludes medicine

2) Salaries are not adjusted for the Cost of Living

3) To bring AAUP into line with IPEDS, the reported faculty group changed in fall 2008. The new group includes non-permanent instructional faculty such as visiting and adjunct. Assistant professors were slightly affected by this change so both groups are shown. Full and associate professor averages were not affected.

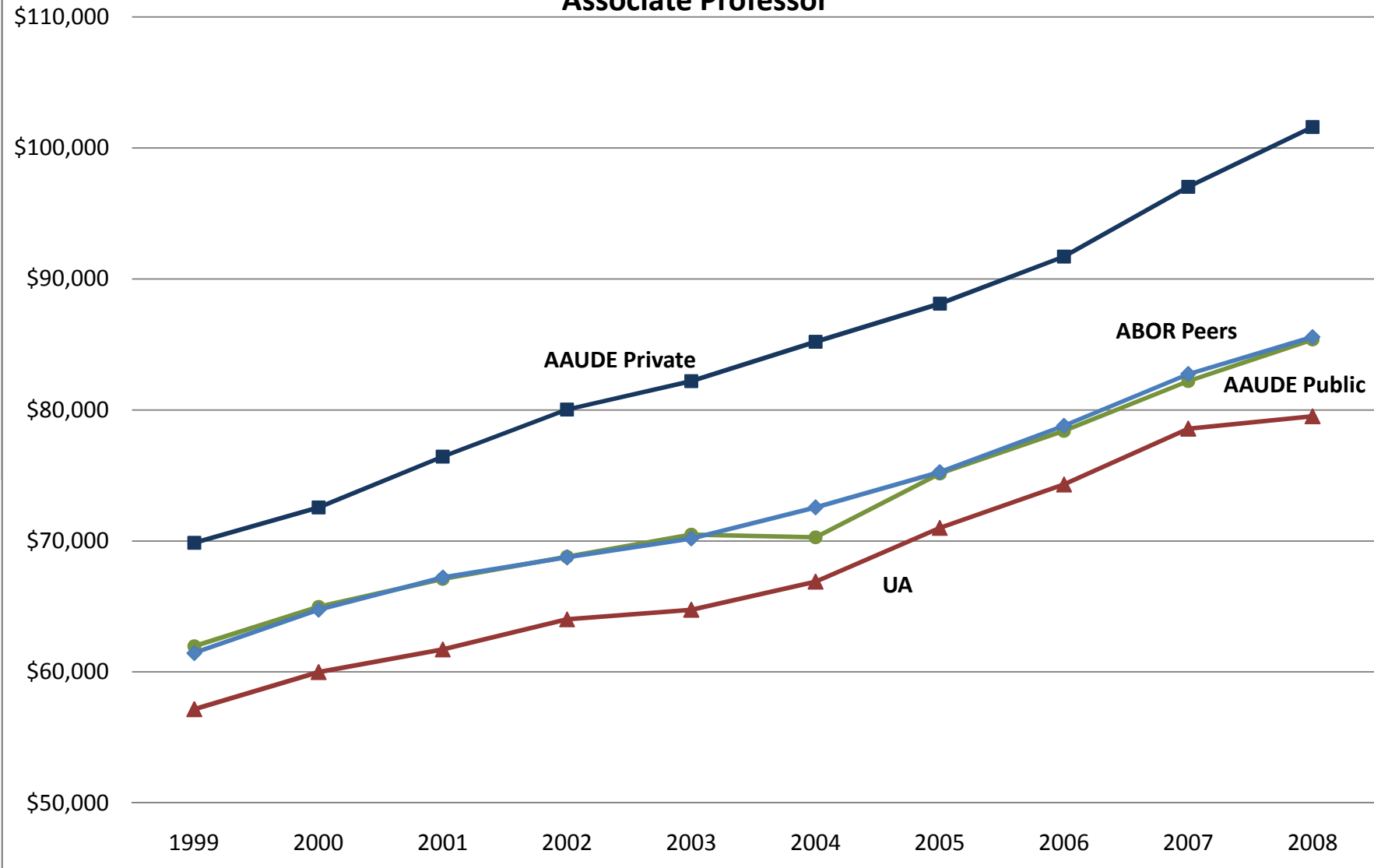
The University of Arizona Salary Comparisons to AAU & ABOR Peers Full Professor



Source: AAUP March/April editions of *Academe*
Salary Data Excludes Medicine
Salaries are not adjusted for the cost of living

Office of Institutional Research
and Planning Support
July 01, 2009

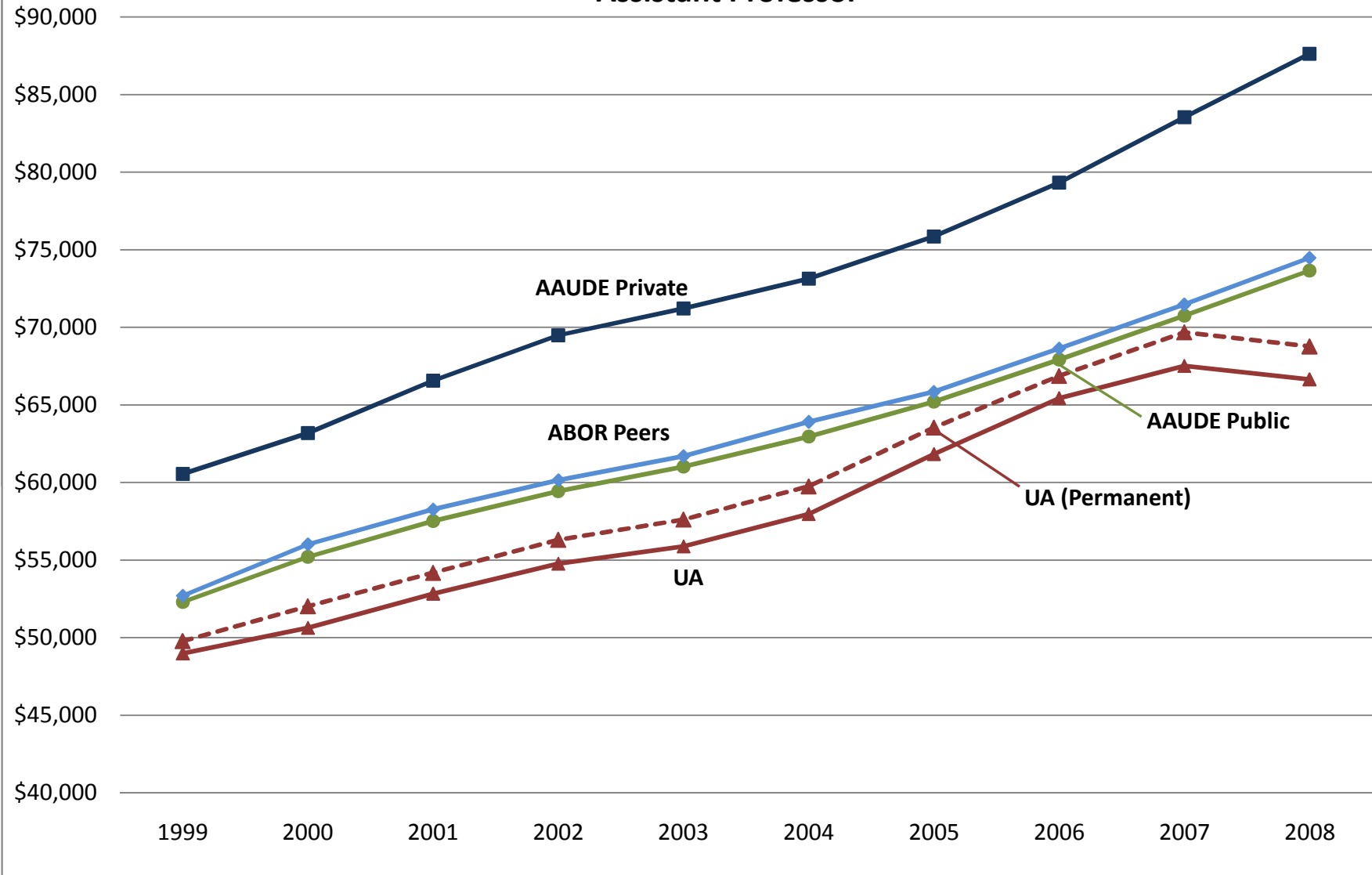
The University of Arizona Salary Comparisons to AAU & ABOR Peers Associate Professor



Source: AAUp March/April editions of *Academe*
Salary Data Excludes Medicine
Salaries are not adjusted for cost of living

Office of Institutional Research
and Planning Support
July 01, 2009

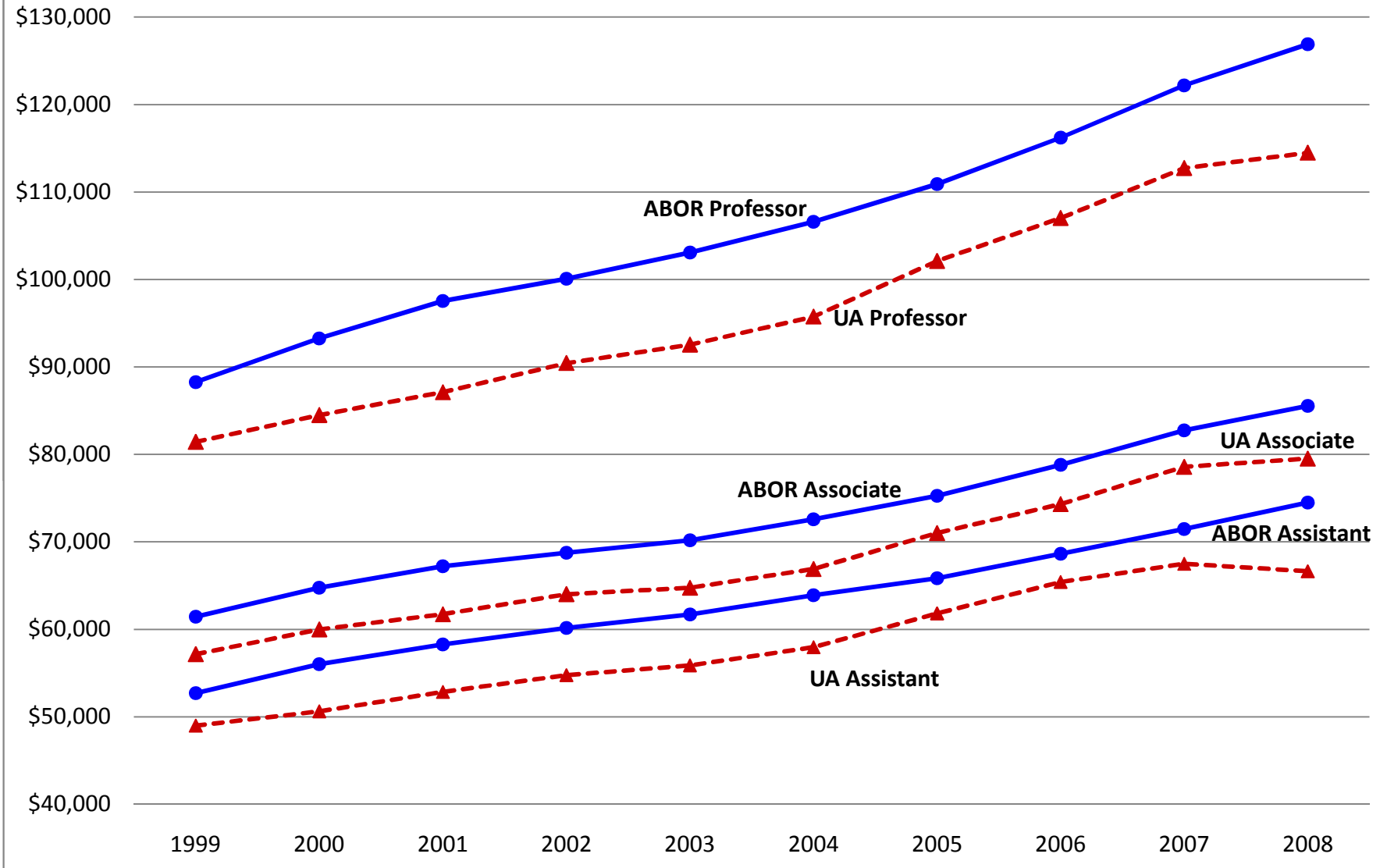
The University of Arizona Salary Comparisons to AAU & ABOR Peers Assistant Professor



Source: AAUP March/April edition of *Academe*
Salary Data Excludes Medicine
Salaries are not adjusted for the cost of living

Office of Institutional Research
and Planning Support
July 01, 2009

The University of Arizona Salary Comparisons to ABOR Peers All Ranks



Source: AAUP March/April editions of *Academe*
Salary Data Excludes Medicine
Salaries are not adjusted for the cost of living

Office of Institutional Research
and Planning Support
July 01, 2009